

# Accessories for LVDTs

## ABOUT LVDTs

Linear Variable Differential Transformers are non-contact position sensors. They include a transformer housed into a metal case and a ferromagnetic core which can be attached to an extension rod. The core slides inside the spool tube (also called bore liner) of the transformer. The transformer contains the primary and secondary windings and the signal conditioning electronics (DC LVDTs only).



Measurement Specialties, Inc. (NASDAQ MEAS) offers a full range of genuine Schaevitz® position sensors, signal conditioners, as well as many other types of sensors. Data sheets can be downloaded from our web site at:  
<http://www.meas-spec.com/datasheets.aspx>

## MATING CONNECTOR AND EXTENSION CABLES


There is only one connector mating plug for our gage heads equipped with integral connector (HCA,HCA-RA, HCI, HCD, HCT-IS, and HC485):

Description: Bendix-type PT06A-10-6S(SR)  
Part Number: 62101011-000

Please contact the factory for mating plugs installed on cables of your desired lengths. We can also provide cables with custom lengths for interfacing our gage heads with our signal conditioners. Our cables are shielded and designed for optimum performance of our sensors and signal conditioners under industrial environments.

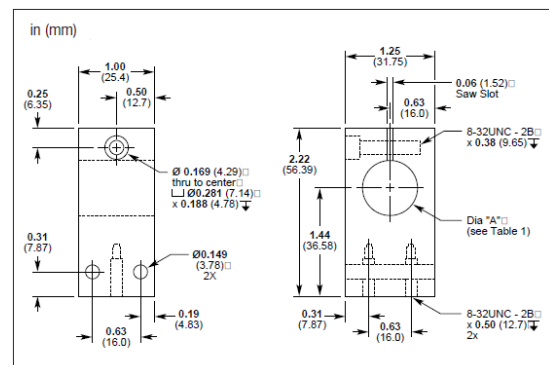
## MOUNTING BLOCKS

Frequently, LVDT installations require a convenient method to mount them. Ready-made mounting blocks are available for most of our LVDT Series. Constructed of reinforced phenolic and other nonconductive materials with a low-temperature coefficient of expansion, our mounting blocks are a convenient, inexpensive and fast solution for LVDT installation.



To order, use the chart below to specify the part number for the appropriate LVDT diameter:

"A" Diameter	LVDT Diameter inch	LVDT Diameter mm	Use with LVDT Series	Part Number
0.83	0.812	20.62	HR	04560952-000
0.77	0.750	19.05	Various	04560950-000
0.49	0.472	12.00	M-12	04560956-000
0.39	0.375	9.53	MHR	04560954-000



## Accessories for LVDTs

### CORE CONNECTING RODS

LVDT installation requires a connecting rod between the LVDT core and the moving object being measured. Connecting rods made of magnetized, ferromagnetic, or high conductivity metals (Aluminum, Brass, Copper, etc.) must not be used as they interfere with the LVDT operation. Connecting rods made of plastic or other non-conductive materials are acceptable.

One must be extremely careful when attaching a core to a rod, as the core is a very sensitive part. It is annealed for the highest permeability and it makes this Nickel alloy part "soft" (easy to bend or stress). Any excessive stress, high heat, or physical damage would significantly affect the LVDT performance. Cores must be installed only hand tight and caution must be applied to avoid bending. Thread-locker adhesive can be applied. Cores must never be welded or crimped.

Measurement Specialties has a large selection of very high-quality connecting rods. Our connecting rods are fabricated from AISI 300 Series austenitic (non-ferromagnetic) stainless steel to prevent distortion of the LVDT magnetic field. They are threaded end to end. To order, check the thread size of the core for the LVDT you are using and select the part number in the table below function of the length you need:

Thread size 1-72 UNF-2B		Thread size 40 UNC-2B		Thread size 6-40 UNF-2B		Thread size M2x0.4-6H			Thread size M3x0.5-6H			Thread size M4x0.7-6H		
Length inch	Part Number	Length inch	Part Number	Length inch	Part Number	Length inch	Length mm	Part Number	Length inch	Length mm	Part Number	Length inch	Length mm	Part Number
6	05282945-006	6	05282946-006	6	05282947-006	6	152.4	05282976-006	6	152.4	05282977-006	6	152.4	05282978-006
12	05282945-012	12	05282946-012	12	05282947-012	12	304.8	05282976-012	12	304.8	05282977-012	12	304.8	05282978-012
24	05282945-024	24	05282946-024	24	05282947-024									
36	05282945-036	36	05282946-036	36	05282947-036									

### PSD 4-15 DUAL RAIL POWER SUPPLY FOR DC LVDTs

The PSD 4-15 power supply is designed for optimum operation of our DC LVDTs (DC-EC and HCD Series). The output voltage is  $\pm 15$ VDC with 115 to 230VAC, 47 to 63 Hertz power input. The current capability is 100mA continuous and it can operate up to four (4) DC LVDTs (DC-EC, or HCD, or a combination). This DIN standard rail mount power supply is CE certified and UL listed.

Part Number: 02291331-000


Refer to the data sheet for detailed information on this device.



### GAGE HEAD INSTRUMENTATION FOR AC LVDTs

Measurement Specialties offers a comprehensive selection of CE certified signal conditioners, panel displays and mini-controllers with voltage, current loop and digital outputs. These products are suitable for the most rigorous OEM, factory automation, process controls, materials testing, metrology and many other applications.

Data sheets and manuals can be downloaded from our web site at:  
<http://www.meas-spec.com/position-sensors/position-sensor-instrumentation/lvdt-signal-conditioning.aspx>



## Accessories for LVDTs

### CONTACT INFORMATION

NORTH AMERICA	EUROPE	ASIA
Measurement Specialties, Inc. 1000 Lucas Way Hampton, VA 23666 Tel: 1-800-555-1551 Fax: 1-757-766-4297 Email: sales@meas-spec.com Web: www.meas-spec.com	Europe MEAS Deutschland GmbH Hauert 13, D-44227 Dortmund, Germany Phone: +49-(0)231-9740-0 Fax: +49-(0)231-9740-20 Email: info.de@meas-spec.com Web: www.meas-spec.com	Measurement Specialties China Ltd. No. 26, Langshan Road, Shenzhen High-tech Park (North) Nanshan District, Shenzhen, China 518107 Phone: +86-755-33305088 Fax: +86-755-33305099 Email: info.cn@meas-spec.com Web: www.meas-spec.com

The information in this sheet has been carefully reviewed and is believed to be accurate; however, no responsibility is assumed for inaccuracies. Furthermore, this information does not convey to the purchaser of such devices any license under the patent rights to the manufacturer. Measurement Specialties, Inc. reserves the right to make changes without further notice to any product herein. Measurement Specialties, Inc. makes no warranty, representation or guarantee regarding the suitability of its product for any particular purpose, nor does Measurement Specialties, Inc. assume any liability arising out of the application or use of any product or circuit and specifically disclaims any and all liability, including without limitation consequential or incidental damages. Typical parameters can and do vary in different applications. All operating parameters must be validated for each customer application by customer's technical experts. Measurement Specialties, Inc. does not convey any license under its patent rights nor the rights of others.